

Contents

Day 1	2
Day 2	4
DAY 3	6
DAY 4	6
DAY 5	7
DAY 6	11
DAY 7	13
DAY 8	15
DAY 9	17
DAY 10	18

Day 1

SUBJECT	ACTIVITY	MATERIALS	TIME
Rituals and Routines	Students will observe a power point on virtual routines and expectations. Students will discuss and identify one thing they learned from the power point	See Morning Routine PowerPoint (slide 1 and 2) https://hufsd.sharepoint.com/:p:/r/sites/MARSHALLSCHOOLKINDERGARTENTEACHERS/Shared%20Documents/K%209-14%20to%209-18/Morning%20Routine%20September.pptx?d=we0ca2c49dcf045eebd2b82562cb01a58&csf=1&web=1&e=kqYtcN	40 mins
	Sing Alphabet Song	YouTube Video: Sesame Street Video https://www.youtube.com/watch?v=783EsrHchXA	15 mins
READING	Students will discuss and identify how to be a respectful kid	"How to be a respectful Kid" https://hufsd.sharepoint.com/:b:/r/sites/MARSHALLSCHOOLKINDERGARTENTEACHERS/Shared%20Documents/K%209-14%20to%209-18/1%20CAN%20BE%20A%20RESPECTFUL%20KID.pdf?csf=1&web=1&e=dQw6gb Sesame Street: Respect https://www.youtube.com/watch?v=GOzrAK4gOSo	55 mins
Writing	Students will draw a picture of themselves.	Paper, pencil, crayons or markers	55 mins

Math	Students will practice recognizing shapes.	https://www.youtube.com/watch?v=AnoNb2OMQ6s	
PHYSICAL EDUCATION	See attached sheets.		35 mins
ART/MUSIC	SEE ATTACHED MUSIC SHEETS		35 mins

Day 2

SUBJECT	ACTIVITY	MATERIALS	TIME
Virtual routines and expectations	Students will observe a power point on virtual routines and expectations. Students will discuss and identify one thing they learned from the power point	See Morning Routine PowerPoint (slide 1 and 2) https://hufsd.sharepoint.com/:p:/r/sites/MARSHALLSCHOOLKINDERGARTENTEACHERS/Shared%20Documents/K%209-14%20to%209-18/Morning%20Routine%20September.pptx?d=we0ca2c49dcf045eebd2b82562cb01a58&csf=1&web=1&e=kqYtcN	40 mins
	Sing Alphabet Song YouTube Video: Sesame Street Video	https://www.youtube.com/watch?v=783EsrHchXA	15mins
READING	Students will discuss and identify how to be a respectful kid	<p>“How to be a respectful Kid” https://hufsd.sharepoint.com/:b:/r/sites/MARSHALLSCHOOLKINDERGARTENTEACHERS/Shared%20Documents/K%209-14%20to%209-18/I%20CAN%20BE%20A%20RESPECTFUL%20KID.pdf?csf=1&web=1&e=dQw6gb</p> <p>The First Day of School https://www.youtube.com/watch?v=9CRU5fb8lfw</p>	1 hour

WRITING	Students will draw a picture of themselves.	Paper, pencil, crayons or markers	55mins
MATH	Students will practice recognizing circle.	https://www.youtube.com/watch?v=YRWbpsREIVU	1 hour
SOCIAL STUDIES	Students will discuss "rules" and discuss what class rules we should follow.	Understanding the School Rules? https://www.youtube.com/watch?v=Mgk-xOP47mE	30 mins
PHYSICAL EDUCATION	See attached sheets.		35mins
ART/ MUSIC	See attached sheets.		35mins

Day 3

SUBJECT	ACTIVITY	MATERIALS	TIME
Virtual routines and expectations	Students will observe a power point on virtual routines and expectations. Students will discuss and identify one thing they learned from the power point	See Morning Routine PowerPoint (slide 1 and 2) https://hufsd.sharepoint.com/:p:/r/sites/MARSHALLSCHOOLKINDERGARTENTEACHERS/Shared%20Documents/K%209-14%20to%209-18/Morning%20Routine%20September.pptx?d=we0ca2c49dcf045eebd2b82562cb01a58&csf=1&web=1&e=kgYtcN	40 mins
READING	Students will discuss and identify how to be a respectful kid	“How to be a respectful Kid” https://hufsd.sharepoint.com/:b:/r/sites/MARSHALLSCHOOLKINDERGARTENTEACHERS/Shared%20Documents/K%209-14%20to%209-18/1%20CAN%20BE%20A%20RESPECTFUL%20KID.pdf?csf=1&web=1&e=dQw6gb Sesame Street: Respect https://www.youtube.com/watch?v=GOzrAK4gOSo	25 min
WRITING	Students will add more details to their picture.	Paper, crayons, pencils, crayons and markers	55 mins
MATH	Students will practice recognizing square.	https://www.youtube.com/watch?v=sBDG297o1jA	1 hour
SCIENCE	Students will discuss and identify the different seasons	https://www.youtube.com/watch?v=8Zjpl6fgYSY	30 min
PHYSICAL EDUCATION	See attached sheets.		35 mins
ART/MUSIC	SEE ATTACHED MUSIC SHEETS		35 mins

DAY 4


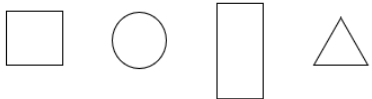
SUBJECT	ACTIVITY	MATERIALS	TIME
Virtual routines and expectations	Students will observe a power point on virtual routines and expectations. Students will discuss and identify one thing they learned from the power point	See Morning Routine PowerPoint (slide 1 and 2) https://hufsd.sharepoint.com/:p:/r/sites/MARSHALLSCHOOLKINDERGARTENTEACHERS/Shared%20Documents/K%209-14%20to%209-18/Morning%20Routine%20September.pptx?d=we0ca2c49dcf045eebd2b82562cb01a58&csf=1&web=1&e=kqYtcN	40 mins
READING	Students will discuss and identify how to be a respectful kid	"How to be a respectful Kid" https://hufsd.sharepoint.com/:b:/r/sites/MARSHALLSCHOOLKINDERGARTENTEACHERS/Shared%20Documents/K%209-14%20to%209-18/I%20CAN%20BE%20A%20RESPECTFUL%20KID.pdf?csf=1&web=1&e=dQw6gb	55 mins
WRITING	Students will add more details to their picture.	Paper, pencils, crayons and markers	55 mins
MATH	Students will review triangle shape.	https://www.youtube.com/watch?v=JY7AtoDalvk	1 hour
SCIENCE	Students will discuss and identify the different seasons	https://www.youtube.com/watch?v=8Zjpl6fgYSY	30 mins
PHYSICAL EDUCATION	See attached sheets.		35 mins
ART/MUSIC	SEE ATTACHED MUSIC SHEETS		35 mins

DAY 5


SUBJECT	ACTIVITY	MATERIALS	TIME
Virtual routines and expectations	Students will observe a power point on virtual routines and expectations. Students will discuss and identify one thing they learned from the power point	See Morning Routine PowerPoint (slide 1 and 2) https://hufsd.sharepoint.com/:p:/r/sites/MARSHALLSCHOOLKINDERGARTENTEACHERS/Shared%20Documents/K%209-14%20to%209-18/Morning%20Routine%20September.pptx?d=we0ca2c49dcf045eebd2b82562cb01a58&csf=1&web=1&e=kqYtcN	40 mins
READING	Students will discuss and identify how to be a respectful kid	"How to be a respectful Kid" https://hufsd.sharepoint.com/:b:/r/sites/MARSHALLSCHOOLKINDERGARTENTEACHERS/Shared%20Documents/K%209-14%20to%209-18/1%20CAN%20BE%20A%20RESPECTFUL%20KID.pdf?csf=1&web=1&e=dQw6gb	25 mins
			15 mins0
WRITING	Draw a picture of themselves and add more detail. We will share doing our virtual lessons!	Paper, pencils, markers and crayons	55 mins
MATH	The students will review shapes.	https://www.youtube.com/watch?v=MthtpKV7ZuI	1 hour
SOCIAL STUDIES	Starfish and Tornadoes The goal: To help kids notice how much energy they're feeling inside. When they know they have too much energy, they can either use their own calming skills or ask for help from a trusted adult. How to play: Make a picture of a thermometer. Draw a starfish at the bottom and a tornado at the top. Ask if your child feels calm and peaceful like a starfish or revved up like a tornado. When your child is feeling over-energized, brainstorm together about ways to feel more like a starfish. For example, bouncing a ball to help release some of that energy. Try playing this game at different times of the day and help your child describe the energy levels.	Keep in mind: Self-awareness can help kids build a skill called self-regulation . Self-regulation is about managing your internal energy. It helps kids manage their emotions and their body movements during tough situations. It also helps them pay attention and learn. (Watch this video for more information about this game.)	

SCIENCE	Students will discuss and identify the different seasons	https://www.youtube.com/watch?v=8Zjpl6fgYSY	30 mins
PHYSICAL EDUCATION	See attached sheets.		35 mins
ART/MUSIC	See attached sheets.		35 mins

Let's go on a shapes scavenger hunt! Look around your house for the following shapes and draw the objects inside the large rectangle. Find something that is a square, circle, rectangle, and triangle. Once you have finished your drawings color them in.



Use the following shapes to draw a picture: square, circle, rectangle, and triangle. Use your imagination to think about what you can transform each shape into, maybe you can have the circle become the sun, and use the square as a window for a house, the possibilities are endless. Once you have finished your drawing color it in.



MUSIC

MRS. GORTMAN

(Week 1)

Whisper, Talk, Shout, Sing

Whisper, Talk, Shout, Sing

<https://www.youtube.com/watch?v=0XOWgQLGnDY>

Voice Types for elementary school. I do not own the rights to this song. This video is for educational purposes only.

Lesson Goals:

Week #1

- Identify and experience different voice tone colors.
- Demonstrate understanding of speak, whisper, sing, and shout

Our voice can be used in many ways. Today's we're going to watch: Whisper, Talk, Shout, Sing

Supplemental Support:

Can you demonstrate the differences between the four? Ask someone to say one of the different voice tone colors and see if they agree that you are doing it correctly.

DIA 1

MATERIA	ACTIVIDAD	MATERIALES	TIEMPO
Rutinas y Rituales	Los estudiantes observarán un power point sobre rutinas y expectativas virtuales. Los estudiantes discutirán e identificarán una cosa que aprendieron del PowerPoint.	Ver rutinas de la mañana en PowerPoint (slide 1 and 2) https://hufsd.sharepoint.com/:p:/r/sites/MARSHALLSCHOOLKINDERGARTENTEACHERS/Shared%20Documents/K%209-14%20to%209-18/Morning%20Routine%20September.pptx?d=we0ca2c49dcf045eebd2b82562cb01a58&csf=1&web=1&e=kqYtcN	40 mins
	Cantar canción del Alfabeto	YouTube Video: Sesame Street Video https://www.youtube.com/watch?v=783EsrHchXA	15 mins
LECTURA	Los estudiantes discutirán y identificarán como ser un niño/a respetuoso	“Como ser un niño/a respetuoso” https://hufsd.sharepoint.com/:b:/r/sites/MARSHALLSCHOOLKINDERGARTENTEACHERS/Shared%20Documents/K%209-14%20to%209-18/I%20CAN%20BE%20A%20RESPECTFUL%20KID.pdf?csf=1&web=1&e=dQw6gb Calle Sesame Respeto Sesame Street: Respect https://www.youtube.com/watch?v=GOzrAK4gOSo	55 mins
ESCRITURA	Los estudiantes harán un dibujo de ellos mismos.	Paper, lápiz, crayones o marcadores	55 mins
Matemática	Los estudiantes practicarán a reconocer las figuras.	https://www.youtube.com/watch?v=AnoNb2OMQ6s	

EDUCACION FISICA	Ver hoja adjunta		35 mins
ARTE /MUSICA	Ver adjunto hojas de musica		35 mins

DIA 2

MATERIAL	ACTIVIDAD	MATERIALES	TIEMPO
Espectativas y rutinas virtuales	Los estudiantes observarán un power point sobre rutinas y expectativas virtuales. Los estudiantes discutirán e identificarán una cosa que aprendieron del PowerPoint.	Ver rutinas de la mañana en PowerPoint (slide 1 and 2) https://hufsd.sharepoint.com/:p:/r/sites/MARSHALLSCHOOLKINDERGARTENEACHERS/Shared%20Documents/K%209-14%20to%209-18/Morning%20Routine%20September.pptx?d=we0ca2c49dcf045eebd2b82562cb01a58&csf=1&web=1&e=kqYtcN	40 mins
	Cantar canció del Alfabeto Video:YouTube:	https://www.youtube.com/watch?v=783EsrHchXA	15mins

	Video: Sesame Street		
Lectura	Los estudiantes discutirán y identificarán cómo ser un niño/a respetuoso	<p>“Como ser un niño/a respetuoso”</p> <p>https://hufsd.sharepoint.com/:b:/r/sites/MARSHALLSCHOOLKINDERGARTENTEACHERS/Shared%20Documents/K%209-14%20to%209-18/I%20CAN%20BE%20A%20RESPECTFUL%20KID.pdf?csf=1&web=1&e=dQw6gb</p>	1 hour
		<p>Primer Día de Clases</p> <p>https://www.youtube.com/watch?v=9CRU5fb8lfw</p>	
ESCRITURA	Los estudiantes harán un dibujo de ellos mismos.	Paper, lápiz, crayones o marcadores	55mins
MATEMATICAS	Los estudiantes practicarán reconocer un círculo	https://www.youtube.com/watch?v=YRWbpsREIVU	1 hour
ESTUDIOS SOCIALES	Los estudiantes discutirán las "reglas" y discutirán qué reglas de cual	<p>Entendiendo las reglas de la escuela?</p> <p>https://www.youtube.com/watch?v=Mgk-x0P47mE</p>	30 mins
EDUCACION FISICA	Ver hoja adjunta		35mins
ARTE/ MUSICA	Ver hoja de musica adjunta		35mins

DIA 3

MATERIAL	ACTIVIDAD	MATERIALES	TIEMPO
Rutinas virtuales y expectativas	<p>Los estudiantes obserbaran el PowerPoint de rutinas y expectativas virtuales</p> <p>Los estudiantes discutiran y identificaran algo que aprendieron del PowerPoint</p>	<p>Ver PowerPoint de rutinas de la mañana (slide 1 and 2)</p> <p>https://hufsd.sharepoint.com/:p:/r/sites/MARSHALLSCHOOLKINDERGARTENTEACHERS/Shared%20Documents/K%209-14%20to%209-18/Morning%20Routine%20September.pptx?d=we0ca2c49dcf045eebd2b82562cb01a58&csf=1&web=1&e=kqYtcN</p>	40 mins
LECTURA	<p>Los estudiantes discutiran y identificaran come ser un niño/a respetuoso</p>	<p>“Como ser un niño/a respetuoso”</p> <p>https://hufsd.sharepoint.com/:b:/r/sites/MARSHALLSCHOOLKINDERGARTENTEACHERS/Shared%20Documents/K%209-14%20to%209-18/I%20CAN%20BE%20A%20RESPECTFUL%20KID.pdf?csf=1&web=1&e=dQw6gb</p> <p>Sesame Street: Respect</p> <p>https://www.youtube.com/watch?v=GOzrAK4gOSo</p>	25 min
ESCRITURA	<p>Los estudiante le pondran mas detalles a sus dibujos</p>	<p>Papel, crayones, lapiz, y marcadores</p>	55 mins

MATEMATICA	Los estudiante Practicaran reconocer un cuadrado	https://www.youtube.com/watch?v=sBDG297o1jA	1 hour
CIENCIA	Los estudiantes discutiran y identificaran las diferentes estaciones	https://www.youtube.com/watch?v=8Zjpl6fgYSY	30 min
EDUCACION FISICA	Ver hojas adjuntas		35 mins
ARTE/MUSICA	Ver hoja de musica adjunta		35 mins

DIA 4

MATERIA L	ACTIVIDAD	MATERIALES	TIEMP O
Espectativas de rutinas virtuales	Los estudiantes observaran un PowerPoint de rutinas y espectativas virtuales	Ver PowerPoint de rutinas de la mañana (slide 1 and 2) https://hufsd.sharepoint.com/:p:/r/sites/MARSHALLSCHOOLKINDERGARTENTEACHERS/Shared%20Documents/K%209-14%20to%209-18/Morning%20Routine%20September.pptx?d=we0ca2c49dcf045eebd2b82562cb01a58&csf=1&web=1&e=kqYtcN	40 mins
LECTURA	Los estudiantes discutiran y identificaran come ser un niño/a respetuoso	“Como ser un niño/a respetuoso” https://hufsd.sharepoint.com/:b:/r/sites/MARSHALLSCHOOLKINDERGARTENTEACHERS/Shared%20Documents/K%209-14%20to%209-18/I%20CAN%20BE%20A%20RESPECTFUL%20KID.pdf?csf=1&web=1&e=dQw6gb	55 mins

ESCRITURA	Los estudiantes le pondran mas detalles a sus dibujos	Papel, lapiz, crayones y marcadores	55 mins
MATEMATICA	Los estudiantes repasaran la figura de triangulo	https://www.youtube.com/watch?v=JY7AtoDalvk	1 hour
CIENCIA	Los estudiantes discutiran y identificaran las diferentes estaciones	https://www.youtube.com/watch?v=8Zjpl6fgYSY	30 mins
EDUCACION FISICA	Ver hojas adjuntas		35 mins
ARTE MUSICA	Ver hoja de musica adjunta		35 mins

DIA 5

MATERIAL	ACTIVIDAD	MATERIALES	TIEMPO
Espectativas de rutinas virtuales	Los estudiantes observaran un PowerPoint de rutinas y espectativas virtuales	Ver PowerPoint de rutinas de la mañana (slide 1 and 2) https://hufsd.sharepoint.com/:p:/r/sites/MARSHALLSCHOOLKINDERGARTENTEACHERS/Shared%20Documents/K%209-14%20to%209-18/Morning%20Routine%20September.pptx?d=we0ca2c49dcf045eebd2b82562cb01a58&csf=1&web=1&e=kqYtcN Students will discuss and identify one thing they learned from the power point	40 mins
LECTURA	Los estudiantes discutiran y identificaran come ser un niño/a respetuoso	“Como ser un niño/a respetuoso” https://hufsd.sharepoint.com/:b:/r/sites/MARSHALLSCHOOLKINDERGARTENTEACHERS/Shared%20Documents/K%209-14%20to%209-18/1%20CAN%20BE%20A%20RESPECTFUL%20KID.pdf?csf=1&web=1&e=dQw6gb	25 mins
			15 mins

ESCRITURA	Los estudiante le pondran mas detalles a sus dibujos	Papel, lapiz, marcadores crayones Compartiremos cuando hagamos la leccion virtual!	55 mins
MATEMATIC A	Los estudiantes repasaran las figuras	https://www.youtube.com/watch?v=MthtpKV7ZuI	1 hour
ESTUDIOS SOCIALES	Estrellas de mar y tornados El objetivo: ayudar a los niños a notar cuánta energía sienten por dentro. Cuando saben que tienen demasiada energía, pueden usar sus propias habilidades para calmarse o pedir ayuda a un adulto de confianza.	Cómo jugar: Haz una imagen de un termómetro. Dibuja una estrella de mar en la parte inferior y un tornado en la parte superior. Pregúntele a su hijo si se siente tranquilo y en paz como una estrella de mar o acelerado como un tornado. Cuando su hijo se sienta sobreenergizado, piensen juntos en formas de sentirse más como una estrella de mar. Por ejemplo, hacer rebotar una pelota para ayudar a liberar algo de esa energía. Intente jugar este juego en diferentes momentos del día y ayude a su hijo a describir los niveles de energía. Recuerde: la autoconciencia puede ayudar a los niños a desarrollar una habilidad llamada autorregulación. La autorregulación se trata de administrar su energía interna. Ayuda a los niños a manejar sus emociones y sus movimientos corporales durante situaciones difíciles. También les ayuda a prestar atención y a aprender. (Vea este video para obtener más información sobre este juego.)	
CIENCIA	Los estudiantes discutiran y identificaran las diferentes estaciones	https://www.youtube.com/watch?v=8Zjpl6fgYSY	30 mins
EDUCACION FISICA	Ver hojas adjuntas		35 mins
ARTE MUSICA	Ver hojas de musica adjuntas		35 mins

MUSICA
Sra. GORTMAN

(Semana 1)

Susurrar, Hablar, Gritar, Cantar

Susurrar, Hablar, Gritar, Cantar

<https://www.youtube.com/watch?v=0XOWgQLGnDY>

Tipos de voz para la escuela primaria. No soy dueño de los derechos de esta canción. Este video es solo para fines educativos.

Objetivos de la lección:

Semana 1

- Identificar y experimentar diferentes colores de tono de voz.
- Demostrar comprensión de hablar, susurrar, cantar y gritar

Nuestra voz se puede utilizar de muchas formas. Hoy vamos a ver: susurrar, hablar, gritar, cantar

Soporte suplementario:

Puedes demostrar las diferencias entre los cuatro? Pídale a alguien que diga uno de los diferentes colores de tono de voz y vea si está de acuerdo en que lo está haciendo correctamente.